


DUTCH CONNECTION

Annually, the George Eastman Museum organizes Dutch Connection to show the kinds of flowers George Eastman enjoyed in his home.

GEM Kids Bulb Growth Chart | Pre-K Level

Type of Bulb _____

Draw your flower bulb below. How would you describe the shape of your flower bulb?



My bulb was planted on _____

(Day, Month, and Year)

What does my flower bulb need to grow?

1. _____

2. _____


3. _____

Watch our how-to
video for more tips
for potting your
flowering bulbs!

Find the video at
eastman.org/kids

How my Flower Bulb Grew

Date _____




Share on Instagram with #EastmanMuseum



How my Flower Bulb Grew

Date _____



Share on Instagram with #EastmanMuseum

